

# Catch a Wave Crochet Blanket

## SUPPLIES

- ❑ Red Heart® Super Saver®
  - ❑ Soft Navy (3 balls) "A" .....065679
  - ❑ Denim (2 balls) "B" .....418723
  - ❑ Buff (2 balls) "C" .....065798
  - ❑ Aran (3 balls) "D" .....064744
- ❑ Size U.S. I/9 (5.5 mm) crochet hook  
or size needed to obtain gauge.

## ABBREVIATIONS

- Approx = Approximately
- Beg = Begin(ning)
- Ch = Chain
- Cont = Continue(ity)
- Dc = Double crochet
- Mosaic Dc = Working in front of chain spaces, work 1 dc in skipped stitch 3 rows below
- Pat = Pattern
- Rep = Repeat
- Rnd(s) = Round(s)
- RS = Right side
- Sc = Single crochet
- Sl st = Slip stitch
- Sp(s) = Space(s)
- St(s) = Stitch(es)
- Tog = Together
- WS = Wrong side
- Yoh = Yarn over hook

## MEASUREMENTS

Approx 53" x 60" [134.5 x 152.5 cm], excluding fringe.

## GAUGE

12 sc and 15 rows = 4" [10 cm].

## INSTRUCTIONS

### Notes

- To change color, work to last 2 loops on hook of previous color. Yoh with new color, draw through loops, and proceed with new color.
- Carry yarn when not in use loosely up side of work unless otherwise stated.
- Each skipped sc has chain space worked above it for 2 rows (i.e. if you skip 1 sc, you will ch-2 above it; if you skip 2 sc, you will ch-3 above it; if you skip 3 sc, you will ch-4 above it; etc). This establishes the 'gap' where Mosaic Dc will later be worked.
- Mosaic Dc always replaces sc directly behind it on working row



- WS of your work maintains alternating 2-row striped pattern because you are working in front of chain spaces each time you work Mosaic Dc; You are never working around chain-spaces. The chain-spaces sit behind Mosaic Dc.
- Blanket worked over foundation ch multiple of 26 ch + 2.

### Stripe Pat I

- With B, work 2 rows.
- With A, work 2 rows.
- With B, work 6 rows.
- With A, work 2 rows. Join C. Break A and B.
- With C, work 6 rows. Join D. With D, work 2 rows.
- With C, work 2 rows.
- With D, work 4 rows. Join A. Break C.

These 26 rows form Stripe Pat I.

### Stripe Pat II

- With D, work 4 rows. Join C.
- With C, work 2 rows.
- With D, work 2 rows. Break D.
- With C, work 6 rows. Join A. Break C.
- With A, work 2 rows. Join B.
- With B, work 6 rows.
- With A, work 2 rows.
- With B, work 2 rows.
- With A work 4 rows.

These 30 rows form Stripe Pat II.

**BLANKET**

With A, ch 158. See diagram on page 4.

**1st row:** (RS). 1 sc in 2nd ch from hook. 1 sc in each ch to end of chain. Turn. 157 sc.

**2nd to 4th rows:** Ch 1. 1 sc in each sc to end of row. Turn. Join B.  
Beg working Stripe Pat. I

**\*\*5th row:** (RS). With B, ch 1. 1 sc in each sc to end of row. Turn.

**6th row:** Ch 1. 1 sc in each sc to end of row. Turn.  
First 2 rows of Stripe Pat I are complete.

Keeping cont of Stripe Pat I, rep 6th row until all 26 rows of Stripe Pat I are complete.

Proceed in Mosaic Pat as follows (see chart on page 4):

**31st row: (RS).** With A, ch 1. 1 sc in each sc to end of row. Turn. 32nd row: Ch 1. 1 sc in each sc to end of row. Turn. Join D.

**33rd row:** With D, ch 1. 1 sc in each of fi rst 5 sts. \*Ch 2. Skip next st. (1 sc in each of next 3 sts. Ch 2. Skip next st) 4 times. 1 sc in each of next 9 sts. Rep from \* to last 22 sts. Ch 2. Skip next st. (1 sc in each of next 3 sts. Ch 2. Skip next st) 4 times. 1 sc in each of last 5 sts. Turn.

**34th row:** Ch 1. 1 sc in each of fi rst 5 sts. Ch 2. Skip next ch-2. (1 sc in each of next 3 sts. Ch 2. Skip next ch-2) 4 times. \*1 sc in each of next 9 sts. Ch 2. Skip next ch-2. (1 sc in each of next 3 sts. Ch 2. Skip next ch-2) 4 times. Rep from \* to last 5 sts. 1 sc in each of last 5 sts. Turn.

**35th row:** With A, ch 1. 1 sc in each of fi rst 2 sts. \*Ch 2. Skip next st. (1 sc in each of next 2 sts. 1 Mosaic dc in next st 3 rows below (32nd row). Skip next ch-2. Ch 2. Skip next st) twice. 1 sc in each of next 2 sts. 1 Mosaic dc in next st 3 rows below. Skip next ch-2. (1 sc in each of next 2 sts. Ch 2. Skip next st. 1 Mosaic dc in next st 3 rows below. Skip next ch-2) twice. 1 sc in each of next 2 sts. Ch 2. Skip next st. 1 sc in each of next 3 sts. Rep from \* to last 25 sts. Ch 2. Skip next st. (1 sc in each of next 2 sts. 1 Mosaic dc in next st 3 rows below. Skip next ch-2. Ch 2. Skip next st) twice. 1 sc in each of next 2 sts. 1 Mosaic dc in next st 3 rows below. Skip next ch-2. (1 sc in each of next 2 sts. Ch 2. Skip next st. 1 Mosaic dc in next st 3 rows below. Skip next ch-2) twice. 1 sc in each of next 2 sts. Ch 2. Skip next st. 1 sc in each of last 2 sts. Turn.

**36th row:** Ch 1. 1 sc in each of fi rst 2 sts. Ch 2. Skip next ch-2. (1 sc in each of next 3 sts. Ch 2. Skip next ch-2) twice. 1 sc in each of next 5 sts. Ch 2. Skip next ch-2. (1 sc in each of next 3 sts. Ch 2. Skip next ch-2) twice. \*1 sc in each of next 3 sts. Ch 2. Skip next ch-2. (1 sc in each of next 3 sts. Ch 2. Skip next ch-2) twice. 1 sc in each of next 5 sts. Ch 2. Skip next

ch-2. (1 sc in each of next 3 sts. Ch 2. Skip next ch-2) twice. Rep from \* to last 2 sts. 1 sc in each of last 2 sts. Turn.

**37th row:** With D, ch 1. 1 sc in each of fi rst 2 sts. \*(1 Mosaic dc in next st 3 rows below (34th row). Skip next ch-2. Ch 2. Skip next st. 1 sc in each of next 2 sts) twice. 1 Mosaic dc in next st 3 rows below. Skip next ch-2. Ch 2. Skip next st. 1 sc in each of next 3 sts. Ch 2. Skip next st. 1 Mosaic dc in next st 3 rows below. Skip next ch-2. (1 sc in each of next 2 sts. Ch 2. Skip next st. 1 Mosaic dc in next st 3 rows below. Skip next ch-2) twice. 1 sc in each of next 3 sts. Rep from \* to last 25 sts. \*(1 Mosaic dc in next st 3 rows below. Skip next ch-2. Ch 2. Skip next st. 1 sc in each of next 2 sts) twice. 1 Mosaic dc in next st 3 rows below. Skip next ch-2. Ch 2. Skip next st. 1 sc in each of next 3 sts. Ch 2. Skip next st. 1 Mosaic dc in next st 3 rows below. Skip next ch-2. (1 sc in each of next 2 sts. Ch 2. Skip next st. 1 Mosaic dc in next st 3 rows below. Skip next ch-2) twice. 1 sc in each of last 2 sts. Turn.

**38th row:** Ch 1. 1 sc in each of fi rst 3 sts. Ch 2. Skip next ch-2. (1 sc in each of next 3 sts. Ch 2. Skip next ch-2) 5 times. \*1 sc in each of next 5 sts. Ch 2. Skip next ch-2. (1 sc in each of next 3 sts. Ch 2. Skip next ch-2) 5 times. Rep from \* to last 3 sts. 1 sc in each of last 3 sts. Turn.

**39th row:** With A, 1 sc in each of fi rst 3 sts. \*1 Mosaic dc in next st 3 rows below (36th row). Skip next ch-2. Ch 2. Skip next st. (1 sc in each of next 2 sts. 1 Mosaic dc in next st 3 rows below. Skip next ch-2. Ch 2. Skip next st) twice. 1 sc in next st. (Ch 2. Skip next st. 1 Mosaic dc in next st 3 rows below. Skip next ch-2. 1 sc in each of next 2 sc) twice. Ch 2. Skip next st. 1 Mosaic dc in next st 3 rows below. Skip next ch-2. 1 sc in each of next 5 sts. Rep from \* to last 24 sts. 1 Mosaic dc in next st 3 rows below. Skip next ch-2. Ch 2. Skip next st. (1 sc in each of next 2 sts. 1 Mosaic dc in next st 3 rows below. Skip next ch-2. Ch 2. Skip next st) twice. 1 sc in next st. (Ch 2. Skip next st. 1 Mosaic dc in next st 3 rows below. Skip next ch-2. 1 sc in each of next 2 sc) twice. Ch 2. Skip next st. 1 Mosaic dc in next st 3 rows below. Skip next ch-2. 1 sc in each of last 3 sts.

**40th row:** Ch 1. 1 sc in each of fi rst 4 sts. Ch 2. Skip next ch-2. (1 sc in each of next 3 sts. Ch 2. Skip next ch-2) twice. 1 sc in next st. (Ch 2. Skip next ch-2. 1 sc in each of next 3 sts) twice. Ch 2. Skip next ch-2. \*1 sc in each of next 7 sts. Ch 2. Skip next ch-2. (1 sc in each of next 3 sts. Ch 2. Skip next ch-2) twice. 1 sc in next st. (Ch 2. Skip next ch-2. 1 sc in each of next 3 sts) twice. Ch 2. Skip next ch-2. Rep from \* to last 4 sts. 1 sc in each of last 4 sts. Turn.

**41st row:** With D, ch 1. 1 sc in each of fi rst 3 sts. \*(Ch 2. Skip next st. 1 Mosaic dc in next st 3 rows below (38th row). Skip next ch-2. 1 sc in each of next 2 sts) twice. Ch 2. Skip next st. 1 Mosaic dc in next st 3 rows below. Skip next ch-2. 1 sc in next sc. (1 Mosaic dc in next st 3 rows below. Skip next ch-2. Ch 2. Skip next st. 1 sc in each of next 2 sc) twice. 1 Mosaic dc in next st 3 rows below. Skip next ch-2. Ch 2. Skip next st. 1 sc in each of next 5 sts. Rep from \* to last 24 sts. (Ch 2. Skip next

st. 1 Mosaic dc in next st 3 rows below. Skip next ch-2. 1 sc in each of next 2 sts) twice. Ch 2. Skip next st. 1 Mosaic dc in next st 3 rows below. Skip next ch-2. 1 sc in next sc. (1 Mosaic dc in next st 3 rows below. Skip next ch-2. Ch 2. Skip next st. 1 sc in each of next 2 sc) twice. 1 Mosaic dc in next st 3 rows below. Skip next ch-2. Ch 2. Skip next st. 1 sc in each of last 3 sts. Turn.

**42nd row:** Ch 1. 1 sc in each of first 3 sts. Ch 2. Skip next ch-2. (1 sc in each of next 3 sts. Ch 2. Skip next ch-2) 5 times. \* 1 sc in each of next 5 sts. Ch 2. Skip next ch-2. (1 sc in each of next 3 sts. Ch 2. Skip next ch-2) 5 times. Rep from \* to last 3 sts. 1 sc in each of last 3 sts. Turn.

**43rd row:** With A, ch 1. 1 sc in each of first 2 sts. \*(Ch 2. Skip next st. 1 Mosaic dc in next st 3 rows below (40th row). Skip next ch-2. 1 sc in each of next 2 sts) twice. Ch 2. Skip next st. 1 Mosaic dc in next st 3 rows below. Skip next ch-2. 1 sc in each of next 3 sts. 1 Mosaic dc in next st 3 rows below. Skip next ch-2. Ch 2. Skip next st. (1 sc in each of next 2 sts. 1 Mosaic dc in next st 3 rows below. Skip next ch-2. Ch 2. Skip next st) twice. 1 sc in each of next 3 sts. Rep from \* to last 25 sts. (Ch 2. Skip next st. 1 Mosaic dc in next st 3 rows below. Skip next ch-2. 1 sc in each of next 2 sts) twice. Ch 2. Skip next st. 1 Mosaic dc in next st 3 rows below. Skip next ch-2. 1 sc in each of next 3 sts. 1 Mosaic dc in next st 3 rows below. Skip next ch-2. Ch 2. Skip next st. (1 sc in each of next 2 sts. 1 Mosaic dc in next st 3 rows below. Skip next ch-2. Ch 2. Skip next st) twice. 1 sc in each of last 2 sts. Turn.

**44th row:** Ch 1. 1 sc in each of first 2 sts. Ch 2. Skip next ch-2. (1 sc in each of next 3 sts. Ch 2. Skip next ch-2) twice. 1 sc in each of next 5 sts. Ch 2. Skip next ch-2. (1 sc in each of next 3 sts. Ch 2. Skip next ch-2) twice. \* (1 sc in each of next 3 sts. Ch 2. Skip next ch-2) 3 times. 1 sc in each of next 5 sts. Ch 2. Skip next ch-2. (1 sc in each of next 3 sts. Ch 2. Skip next ch-2) twice. Rep from \* to last 2 sts. 1 sc in each of last 2 sts. Turn.

**45th row:** With D, ch 1. 1 sc in each of first 2 sc. \*(1 Mosaic dc in next st 3 rows below (42nd row). Skip next ch-2. 1 sc in each of next 2 sts. Ch 2. Skip next st) 3 times. 1 sc in each of next 2 sts. (1 Mosaic dc in next st 3 rows below. Skip next ch-2. Ch 2. Skip next st. 1 sc in each of next 2 sts) twice. 1 Mosaic dc in next st 3 rows below. Skip next ch-2. 1 sc in each of next 3 sts. Rep from \* to last 25 sts. \*(1 Mosaic dc in next st 3 rows below. Skip next ch-2. 1 sc in each of next 2 sts. Ch 2. Skip next st) 3 times. 1 sc in each of next 2 sts. (1 Mosaic dc in next st 3 rows below. Skip next ch-2. Ch 2. Skip next st. 1 sc in each of next 2 sts) twice. 1 Mosaic dc in next st 3 rows below. Skip next ch-2. 1 sc in each of last 2 sts.

**46th row:** Ch 1. 1 sc in each of first 5 sts. Ch 2. Skip next ch-2. (1 sc in each of next 3 sts. Ch 2. Skip next ch-2) 4 times. \* 1 sc in each of next 9 sts. Ch 2. Skip next ch-2. (1 sc in each of next 3 sts. Ch 2. Skip next ch-2) 4 times. Rep from \* to last 5 sts. 1 sc in each of last 5 sts. Turn.

**47th row:** With A, ch 1. 1 sc in each of first 5 sts. \*(1 Mosaic dc in next st 3 rows below (44th row). Skip next ch-2. 1 sc in each of next 3 sts) 4 times. 1 Mosaic dc in next st 3 rows below. Skip next ch-2. 1 sc in each of next 9 sts. Rep from \* to last 22 sts. (1 Mosaic dc in next st 3 rows below. Skip next ch-2. 1 sc in each of next 3 sts) 4 times. 1 Mosaic dc in next st 3 rows below. Skip next ch-2. 1 sc in each of last 5 sts. Turn.

**48th row:** Ch 1. 1 sc in each sc across. Break A. Turn. Mosaic Pat complete. Proceed as follows: Beg working Stripe Pat II.

**49th row:** (RS). With D, ch 1. 1 sc in each sc to end of row. Turn.

**50th row:** Ch 1. 1 sc in each sc to end of row. Turn.

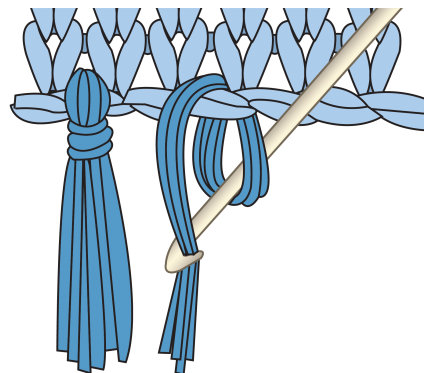
First 2 rows of Stripe Pat II are complete. Keeping cont of Stripe Pat II, rep 50th row until all 30 rows of Stripe Pat II are complete.\*\*

Rep from \*\* to \*\* twice more. (total of 226 rows from beg of Blanket.) Fasten off.

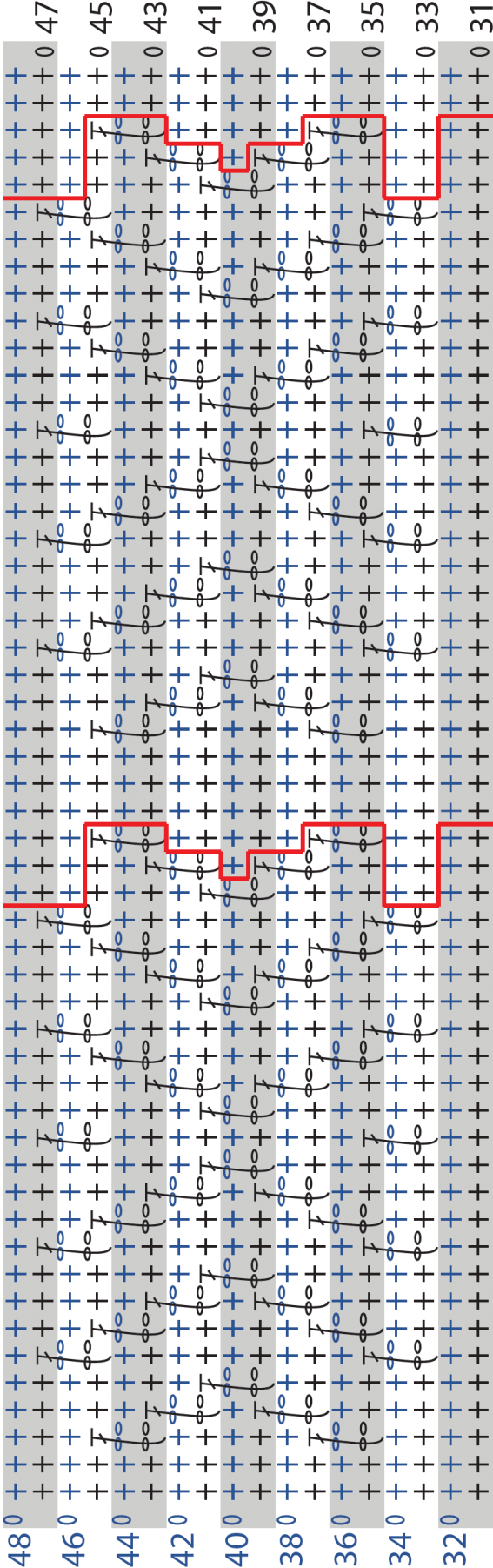
**Edging: 1st rnd:** (RS). Join D with sl st to any corner of Blanket. Ch 1. Work sc evenly around Blanket, working around yarn carried loosely up side of work to enclose it and working (1 sc. Ch 2. 1 sc) in each corner. Join with sl st to first sc.

**2nd and 3rd rnds:** Ch 1. Work 1 sc in each sc around, working (1 sc. Ch 1. 1 sc) in each ch-2 sp. Join with sl st to first sc. Fasten off.

**Fringe:** Cut lengths of yarn 14" [35.5 cm] long. Taking 3 strands tog, knot into fringe in every other st along top and bottom edges of Blanket (as shown in photo). Trim fringe evenly.




MOSAIC PAT



26 STITCH REPEAT  
(As indicated in text)

REDUCED SAMPLE OF PATTERN  
(shown over stitch multiple of 26 sts + 1)

STITCH KEY

- o = chain (ch)
- + = single crochet (sc)
-  = mosaic double crochet (Mosaic dc)